

L A  B O Y

*Live life comfortably.®*



**ONLY@  
Own Gallery**

# ONLY@ OWN Gallery





Exclusive model products with different styles.  
Available only at own gallery.

# ONLY@ OWN Gallery



3474 Ladprao Road, Klongjan, Bangkok  
10240  
Tel. 02-010-0138





127/5 Borommaratchachonnani Road,  
Arun Amarin, Bangkok Noi, Bangkok 10700  
Tel. 02-116-8978

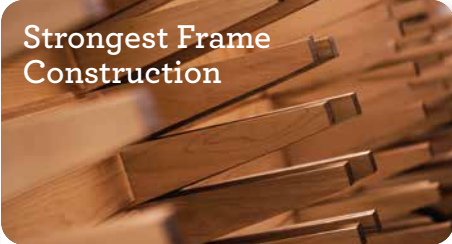
# Manual Recliner

## Exclusive La-Z-Boy Mechanism



Allows the seat and back to move together for natural reclining movement.

## Strongest Frame Construction



Superior frame design is quality engineered for lasting durability.

## Adjustable the Back Tension



Personalizes the effort needed to ease into a reclining position based on body type.




# Features

---



## Independent Back & Legrest Position



Back and legrest adjust independently to suit your reclining preference.

## Total Body & Lumbar Support



Complete support to the entire body in all positions, even when reclining.

## Three-Position Locking Footrest



Provides a choice of comfortable positions that lock in place for added safety and support.

# Power Recliner

## Side Control Panel



4-Button Power Switch with built-in USB port.

## Strongest Frame Construction



Superior frame design is quality engineered for lasting durability.

## Legrest Safety



Legrest will not close when encountering an object in its path.



# Features

---



## Independent Back & Legrest Position



Back and legrest adjust independently to suit your reclining preference.

## Total Body & Lumbar Support



Complete support to the entire body in all positions, even when reclining.

## Battery Backup



9V battery backup during a power outage.



# 360

# ETHAN *Series*





For casual style and comfort, the Ethan Series is a family favorite that's easy to love. Ethan features padded flared arms and a chaise seat and legrest that provide continuous support for your back and legs.

# 360 ETHAN

## 10T-360 ROCKING RECLINER

Rocking recliners are perfect for those looking to rock and recline, and with total body and lumbar support at all times.



*Offer 18 natural reclining comfort positions*



*Recline & Rock at the same time*

[ 10T/1PT ]



## 16T-360 WALL RECLINER

Our wall saver recliners let you kick back, even when placed close to a wall, making them perfect for small spaces.



**DIMENSION:** 33" W x 37" D x 42" H | Full Extension 65.5"

# 1-seat

## 1PT-360 POWER ROCKING RECLINER (XR)

Innovative rocking recliners offer an independently powered back and legrest for limitless positions.



## 16P-360 POWER WALL RECLINER (XRw)

Enjoy reclining comfort with space-saving convenience that lets you fully recline just inches from a wall.

**DIMENSION :** 33" W x 37" D x 42" H | Full Extension 65.5"

# 360 ETHAN

## 1HT-360 POWERPLUS ROCKING RECLINER (XR+)

Rock your way into relaxation, or recline at the touch of a button. PLUS-Up your PowerSeries reclining experience with added benefits, Power-Tilt Headrest and Power Lumbar.



### Power-Tilt Headrest



To maintain a perfect line of sight with proper support.

### Power Lumbar Support



To relieve lower back fatigue and stiffness.

### Side Control Panel



Contains all adjustments with easy toggles. It comes with a home button, two memory positions, and a USB port.

**DIMENSION :** 33" W x 41" D x 42" H | Full Extension 65.5"



# 1-seat

## TPL-360 PLATINUM POWER LIFT RECLINER (XR)

The ultimate lift chair, with the touch of a button or toggle, your Lift-Recliner will smoothly and effortlessly lower you to a comfortable seated position or raise you to a standing position.



### Recline-Sit-Stand



Put the power to sit, stand and recline smoothly and easily at your fingertips.

### Zero Gravity Position



Elevates legs above the heart, improving blood circulation.

### Legrest Safety




Legrest will not close when encountering an object in its path.

**DIMENSION** : 35" W x 39" D x 44.5" H | Full Extension 65"

# 360 ETHAN

## T33/P33 -360 WALL RECLINING SOFA

La-Z-Boy reclining sofas raise the bar of comfort by letting you raise your feet. Lean back in one of our reclining sofas and you'll never relax the same way again. Available in manual [T33] or power [P33] system.



## T35/P35 -360 WALL RECLINING SOFA WITH DROP-DOWN TABLE

Suitable for people who like to do many activities while they're on sofa. With a folding table feature in the middle seat, you can place things at your convenience. Available in manual [T35] or power [P35] system.

**DIMENSION :** 81.5" W x 37" D x 42" H | Full Extension 65"

# Sofas & Loveseats

**T32/P32 -360**

**WALL RECLINING LOVESEAT**

Enjoy twice the comfort with our dual reclining loveseats. It can be placed mere inches from a wall. Available in manual [T32] or power [P32] system.



**DIMENSION :** 57.5" W x 37" D x 42" H | Full Extension 65"



*Independently adjust the left and right backs and legrests*

*Drop-down table*

[ T35 / P35 ]



# 360 ETHAN

360 ETHAN

RECLINING SECTIONAL SOFAS



6RT

Right side reclining

**DIMENSION:**

28.75" W x 37" D x 42" H



6LT

Left side reclining

**DIMENSION:**

28.75" W x 37" D x 42" H

# Sectional Sofas

---

A sectional sofa allows you to customize according to your needs. By consisting of multiple pieces, sectionals may be arranged in a wide variety of orientations and include options such as left side and right side reclining, armless chairs, corner unit, and console for storage.



3TC

Console

**DIMENSION:**

16" W x 34.5" D x 35" H



6CT

Corner unit

**DIMENSION:**

60.5" W x 40.5" D x 42" H



6MT

Armless middle unit

**DIMENSION:**

24" W x 37" D x 42" H



# 532

# HARBOR TOWN *Series*





The petite size that never goes out of style. Pick your own design with classic wooden arms or modern stainless arms.

# 532 HARBOR TOWN

T33-532

WALL RECLINING SOFA

La-Z-boy reclining sofas raise the bar on comfort by letting you raise your feet. Lean back in one of our reclining sofas and you'll never relax the same way again.



*Independently adjust the left and  
right backs and legrests*



**DIMENSION :** 80" W x 35" D x 40.5" H | Full Extension 66.5"

# Sofas & Loveseats

## T32-532 WALL RECLINING LOVESEAT

Enjoy double the comfort with our dual reclining loveseats. It can be place mere inches from a wall.



*Stainless arm & Arc handle*  
[ Option ]

**DIMENSION :** 57.5" W x 35" D x 40.5" H | Full Extension 66.5"

# 533

# CHARLESTON *Series*







The petite size that never goes out of style. Pick your own design with classic wooden arms or modern stainless arms.

# 533 CHARLESTON

## 10T/1PT -533 ROCKING RECLINER

Rocking recliners are perfect for those looking to rock and recline, and with total body and lumbar support at all times Available in Manual [10T] or Power [1PT] system.



*Offer 18 natural reclining comfort positions*



*Recline & Rock at the same time*  
[10T/1PT]



## 16T/16P -533 WALL RECLINER

Our wall saver recliners let you kick back, even when placed close to a wall, making them perfect for small spaces. Available in Manual [16T] or Power [16P] system.



**DIMENSION:** 29" W x 35" D x 40.5" H | Full Extension 63"

# 1-seat



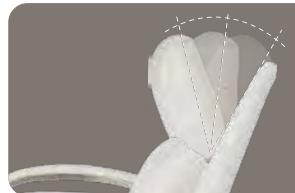
*Stainless arm  
& Arc handle*  
[ Option ]

**RHT-533**

## ROCKING RECLINER WITH ADJUSTABLE HEADREST

Incredibly adaptable to suit your needs with adjustable headrest on the recliners. To activate, gently push forward into any of the three locking positions.

**DIMENSION:** 29.75" W x 39.5" D x 40.5" H | Full Extension 64.5"



# 533 CHARLESTON

## 1PT-533 POWER ROCKING RECLINER (XR)

Innovative rocking recliners offer an independently powered back and legrest for limitless positions.

*Recline & Rock  
at the same time [1PT]*

*Power  
back*



*Stainless arm*  
[ Option ]



*Power  
legrest*

## 16P-533 POWER WALL RECLINER (XRw)

Enjoy reclining comfort with space-saving convenience that lets you fully recline just inches from a wall.

**DIMENSION :** 29" W x 35" D x 40.5" H | Full Extension 63"



# 1-seat

## TBR-533 BRONZE POWER LIFT RECLINER

'RECLINE-SIT-STAND' Put the power to sit, stand, and recline smoothly and easily with only two buttons. Small-scale lift recliner for those with smaller builds and living spaces. Operate with single motor for sequenced movement.



*Fully recline inches from a wall*



*Legrest will not close when encountering an object in its path.*



*Side storage pocket to keeps items close at hand.*



*9V battery backup during a power outage.*

**DIMENSION :** 27" W x 35" D x 40" H | Full Extension 57"



577

CLARKSTON *Series*







With a combination of square edges of the back pillow and armrests, to the tapered design on the sides, the Clarkston is certainly one not to miss if you're looking for comfort and style in your home.

# 577 CLARKSTON

## 10T-577 ROCKING RECLINER

Rocking recliners are perfect for those looking to rock and recline, and with total body and lumbar support at all times.



*Offer 18 natural reclining comfort positions*



*Recline & Rock at the same time*

[10T / 1PT]



## 16T-577 WALL RECLINER

Our wall saver recliners let you kick back, even when placed close to a wall, making them perfect for small spaces.



# 1-seat

## 1PT-577 POWER ROCKING RECLINER (XR)

Innovative rocking recliners offer an independently powered back and legrest for limitless positions.



## 16P-577 POWER WALL RECLINER (XRw)

Enjoy reclining comfort with space-saving convenience that lets you fully recline just inches from a wall.

**DIMENSION :** 38" W x 40" D x 44" H | Full Extension 68"

# 577 CLARKSTON

## T33/P33 -577 WALL RECLINING SOFA

La-Z-Boy reclining sofas raise the bar of comfort by letting you raise your feet. Lean back in one of our reclining sofas and you'll never relax the same way again. Available in manual [T33] or power [P33] system.



*Drop-down table*

[ T35 / P35 ]



## T35/P35 -577 WALL RECLINING SOFA WITH DROP-DOWN TABLE

Suitable for people who like to do many activities while they're on sofa. With a folding table feature in the middle seat, you can place things at your convenience. Available in manual [T35] or power [P35] system.

**DIMENSION :** 90" W x 40" D x 44" H | Full Extension 67"

# Sofas & Loveseats

**T32/P32 -577**

WALL RECLINING LOVESEAT

Enjoy double the comfort with our dual reclining loveseats. It can be place mere inches from a wall. Available in either a manual [T32] or power [P32] system.



**DIMENSION :** 66" W x 40" D x 44" H | Full Extension 67"



*Independently adjust the left and right backs and legrests*

**61T/63T -577**

NON-RECLINING SOFA/LOVESEAT

Another comfort option if you want Clarkston design and pattern with two (63T) or three (61T) non-reclining seats.

**DIMENSION :** 61T : 79" W x 41" D x 43" H  
63T : 59" W x 41" D x 43" H



# 706

## JAY *Series*







Transitional style, complete with detailed flange stitching, give Jay a casual look perfect for family-friendly rooms, while pillow-soft seats and chaise legrests are an inviting place to kick back and relax.

# 706 JAY

## T33-706 H WALL RECLINING SOFA

La-Z-Boy reclining sofas raise the bar of comfort by letting you raise your feet. Lean back in one of our reclining sofas and you'll never relax the same way again.



*Drop-down table* [T35]



## T35-706 H WALL RECLINING SOFA WITH DROP-DOWN TABLE

Suitable for people who like to do many activities while they're on sofa. With a folding table feature in the middle seat, you can place things at your convenience.

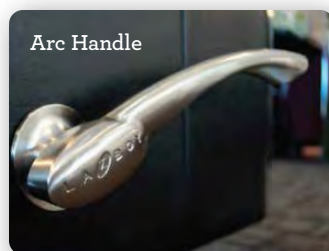
**DIMENSION :** 88" W x 37.5" D x 44.5" H | Full Extension 68.25"

# Sofas & Loveseats

## T32-706 H WALL RECLINING LOVESEAT

Enjoy twice the comfort with our dual reclining loveseats. It can be placed mere inches from a wall.

**DIMENSION :** 64" W x 37.5" D x 44.5" H | Full Extension 68.25"



Arc Handle

*Sleek & ergonomic brushed nickel arc handle design.*



*Independently adjust the left and right backs and legrests*

# 706 JAY

H33-706

POWER WALL RECLINING SOFA WITH  
ADJUSTABLE HEADREST & LUMBAR

Gives you all the benefits and customized movement of general power system, but takes your comfort to the next level with the power-tilt headrest and power lumbar.



*Independently adjust the left and right backs and legrests*



**DIMENSION :** 87.75" W x 42" D x 44.25" H | Full Extension 66.5"

# Sofas & Loveseats

## H32-706 WALL RECLINING LOVESEAT

The 2-seater power loveseat offers superior comfort, complemented by an adjustable headrest and lumbar, in addition to the reclining feature of the backrest and footrest.



Side Control Panel



*Contains all adjustments with easy toggles. It comes with a home button, two memory positions, and a USB port.*

Power Lumbar Support



*To relieve lower back fatigue and stiffness.*

Power-Tilt Headrest



*To maintain a perfect line of sight with proper support.*

**DIMENSION :** 63.75" W x 42" D x 44.25" H | Full Extension 66.5"

# 784 SPECTATOR

## 1HT-784 POWERPLUS ROCKING RECLINER (XR+)

Rock your way into relaxation, or recline at the touch of a button. PLUS-Up your PowerSeries reclining experience with added benefits, Power-Tilt Headrest and Power Lumbar.



### Power-Tilt Headrest



To maintain a perfect line of sight with proper support.

### Power Lumbar Support



To relieve lower back fatigue and stiffness.

### Side Control Panel



Contains all adjustments with easy toggles. It comes with a home button, two memory positions, and a USB port.

**DIMENSION :** 40" W x 41" D x 42" H | Full Extension 67.75"



# Power ReclineXR+

H39-784

HOME THEATER POWER WALL RECLINING LOVESEAT WITH ADJUSTABLE HEADREST & LUMBAR

Home theater loveseat that can be placed only inches from a wall, so it's perfect for smaller spaces. Wooden top console provides hidden storage, cup holders, and front-facing storage drawer.



*Front-facing  
storage drawer*



**DIMENSION :** 78.5" W x 41.5" D x 44" H | Full Extension 69"

# 765 ROWAN

## 765 ROWAN RECLINING SECTIONAL SOFAS



6RT

Right side reclining

**DIMENSION:**

31" W x 38.5" D x 42" H



6MT

Armless middle unit

**DIMENSION:**

24.5" W x 37.5" D x 42" H



6LT

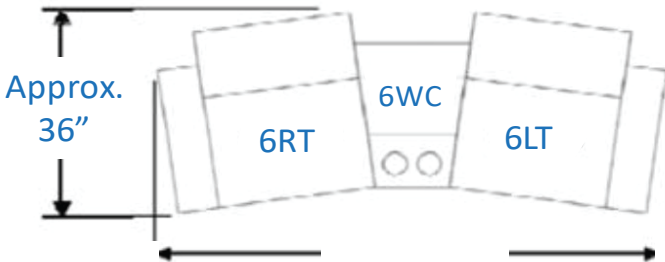
Left side reclining

**DIMENSION:**

21" W x 38.5" D x 42" H

# Sectional Sofas

A sectional sofa allows you to customize according to your needs. By consisting of multiple pieces, sectionals may be arranged in a wide variety of orientations and include options such as left side and right side reclining, armless chairs, corner unit, and console for storage.



3TC

Console

**DIMENSION:**

23" W x 36.5" D x 34.5" H



6CT

Corner unit

**DIMENSION:**

59" W x 42" D x 42" H



3TC

Console

**DIMENSION:**

16" W x 34.5" D x 35" H

# 519 ASTOR

## TPH-519 DIAMOND POWER LIFT RECLINER

The high-end of Power Lift recliners, can adjust the comfort up to 5 positions [headrest / backrest / lower back / footrest / lift] to give the elderly and patients a better quality of life.

### Independent Back & Legrest Position



Back and footrest work together or operate independently to suit your reclining preference.

### Power-Tilt Headrest [TPH]



To maintain a perfect line of sight with proper support.

### Power Lumbar Support [TPH]



To relieve lower back fatigue and stiffness.



**DIMENSION :** 35" W x 39" D x 45.75" H | Full Extension 68.5"

# Power Lift

TPL-519

## PLATINUM POWER LIFT RECLINER

The ultimate lift chair, with the touch of a button or toggle, your Lift-Recliner will smoothly and effortlessly lower you to a comfortable seated position or raise you to a standing position.

### Recline-Sit-Stand



Put the power to sit, stand, and recline smoothly and easily at your fingertips.

### Zero Gravity Position



Elevates legs above the heart, improving blood circulation.

### Enclosed Lift Base



Provides quiet operation & keeps mechanism safely hidden from view and interference.

### Legrest Safety



Legrest will not close when encountering an object in its path.

**DIMENSION :** 35" W x 39" D x 45.25" H | Full Extension 68.5"

# 512 PINNACLE

## TPH-512 DIAMOND POWER LIFT RECLINER (XR+)

The high-end of Power Lift recliners, can adjust the comfort up to 5 positions [headrest / backrest / lower back / footrest / lift] to give the elderly and patients a better quality of life.



**DIMENSION :** 33.5" W x 39" D x 45.5" H | Full Extension 67"



# 559 EDEN

## TPH-559 DIAMOND POWER LIFT RECLINER (XR+)

The high-end of Power Lift recliners, can adjust the comfort up to 5 positions [headrest / backrest / lower back / footrest / lift] to give the elderly and patients a better quality of life.



**DIMENSION :** 33.5" W x 41.75" D x 44.25" H | Full Extension 68"

# 538 ADAM

## 10T-538 H ROCKING RECLINER

Rocking recliners are perfect for those looking to rock and recline, and with total body and lumbar support at all times.

*Offer 18 natural reclining comfort positions*



*Recline & Rock at the same time* [10T]

## 16T-538 H WALL RECLINER

Our wall saver recliners let you kick back, even when placed close to a wall, making them perfect for small spaces.



**DIMENSION:** 32" W x 38.5" D x 41 H | Full Extension 65"

# 732 KIRK

## 10T-732 ROCKING RECLINER

Rocking recliners are perfect for those looking to rock and recline, and with total body and lumbar support at all times.

*Offer 18 natural reclining comfort positions*



*Recline & Rock at the same time [10T]*

## 16T-732 WALL RECLINER

Our wall saver recliners let you kick back, even when placed close to a wall, making them perfect for small spaces.



**DIMENSION:** 34" W x 38" D x 41.25" H | Full Extension 62.5"

# 812 GRAND PINNACLE

## 10T-812 ROCKING RECLINER

Rocking recliners are perfect for those looking to rock and recline, and with total body and lumbar support at all times.

*Offer 18 natural reclining comfort positions*



*Recline & Rock at the same time [10T]*

## 16T-812 WALL RECLINER

Our wall saver recliners let you kick back, even when placed close to a wall, making them perfect for small spaces.



**DIMENSION:** 34" W x 40" D x 43.5" H | Full Extension 69"

# Options & Upgrades

## POWER RECLINER

Left Hand Control Panel



Changes location of standard 4-button mounted controller from right-side to left-side sitting.

Hand Wand



Replaces 4-button mounted controller with a hand wand controller.

Wireless Remote  
[H Series]



Upgrades to the wireless remote for more great features and benefits.

Battery Pack



Adds a rechargeable battery pack to your recliner so you can place your furniture anywhere.





# Options &

## Left Hand Handle




Changes location of standard mahogany right-side handle to left-side sitting.

## Arc Handle



With our sleek and ergonomic brushed nickel arc handle design, reclining is more stylish than ever.

## Swivel Base [10T/RHT]



Enjoy the best of both worlds. Full-reclining comfort and 360° swivel motion.

## Stainless Arm



Add stainless arms to select style.


## MANUAL RECLINER






# Upgrades

exclusive only at GALLERY  
**WOODEN FINISHES**



Coffee

Arm / Base / Handle



Black

Base

## **METAL FINISHES**



Matte  
Black

Arm / Arc handle

L A  B O Y<sup>®</sup>

Our superior recliners and sofas come in various styles to complement any room.