

L A  B O Y



559  
EDEN

*Series*

# 559

# EDEN *Series*





The Eden is the popular La-Z-Boy® range, and it is easy to see why! You can be assured you won't compromise on style or comfort as the Eden caters for every member of your family.

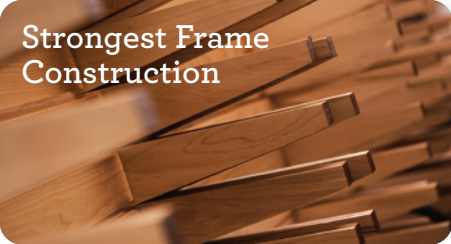
# Manual Recliner

## Exclusive La-Z-Boy Mechanism



Allows the seat and back to move together for natural reclining movement.

## Strongest Frame Construction



Superior frame design is quality engineered for lasting durability.

## Adjustable the Back Tension



Personalizes the effort needed to ease into a reclining position based on body type.



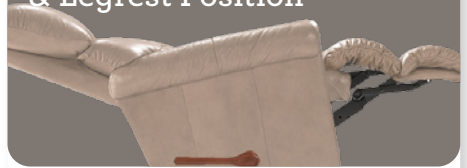


# Features

---



## Independent Back & Legrest Position



Back and legrest adjust independently to suit your reclining preference.

## Total Body & Lumbar Support



Complete support to the entire body in all positions, even when reclining.

## Three-Position Locking Footrest



Provides a choice of comfortable positions that lock in place for added safety and support.

# Manual Recliner

## 10T-559 ROCKING RECLINER

Rocking recliners are perfect for those looking to rock and recline, and with total body and lumbar support at all times.



*Offer 18 natural reclining comfort positions*




*Recline & Rock at the same time*



## RHT-559

## ROCKING RECLINER WITH ADJUSTABLE HEADREST

Incredibly adaptable to suit your needs with adjustable headrest on the recliners. To activate, gently push forward into any of the three locking positions.



**DIMENSION:** 31.25" W x 37.5" D x 41.25" H | Full Extension 66"

# 1-seat

## 16T-559 WALL RECLINER

Our wall saver recliners let you kick back, even when placed close to a wall, making them perfect for small spaces.



FEATURES & BENEFITS	10T	RHT	16T
INDEPENDENT BACK & LEGREST POSITION	✓	✓	✓
SECURE 3-POSITION LOCKING FOOTREST	✓	✓	✓
ADJUSTABLE THE BACK TENSION	✓	✓	✓
18 LOCKING RECLINING POSITION	✓	✓	✓
ROCKING MOTION	✓	✓	—
ADJUSTABLE HEADREST	—	✓	—
WALL PROXIMITY	11 in	11 in	6 in

**DIMENSION:** 32" W x 38.5" D x 42" H | Full Extension 67.50"

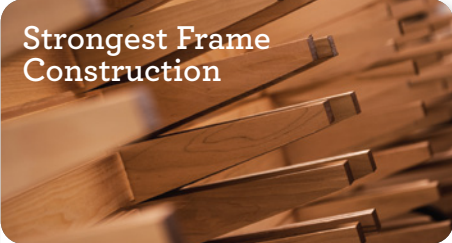
# Power Recliner

## Side Control Panel



4-Button Power Switch with built-in USB port.

## Strongest Frame Construction



Superior frame design is quality engineered for lasting durability.

## Legrest Safety



Legrest will not close when encountering an object in its path.





# Features

---



## Independent Back & Legrest Position



Back and legrest adjust independently to suit your reclining preference.

## Total Body & Lumbar Support



Complete support to the entire body in all positions, even when reclining.

## Battery Backup



9V battery backup during a power outage.

# Power ReclineXR+

## 1HT-559 POWERPLUS ROCKING RECLINER (XR+)

Rock your way into relaxation, or recline at the touch of a button. PLUS-Up your PowerSeries reclining experience with added benefits, Power-Tilt Headrest and Power Lumbar.

### Power-Tilt Headrest



To maintain a perfect line of sight with proper support.

### Power Lumbar Support



To relieve lower back fatigue and stiffness.

### Side Control Panel



Contains all adjustments with easy toggles. It comes with a home button, two memory positions, and a USB port.

*Power lumbar*



*Power legrest*

**DIMENSION :** 31.25" W x 41.5" D x 42" H | Full Extension 67"

# Plus-up Features



## GO WIRELESS

Upgrade select power recliners with our wireless remote for the ultimate adjustable comfort.



### HOME BUTTON

Returns you to the upright seated position.



### TWO MEMORY POSITIONS

Save your favorite reclining positions.



### FIND ME BUTTON

Press the button to find your remote.



### DO NOT DISTURB

Temporarily disables the remote while you are relaxing.

# Power ReclineXR/XRw

1PT-559

POWER ROCKING RECLINER (XR)

Innovative rocking recliners offer an independently powered back and legrest for limitless positions.

*Recline & Rock  
at the same time [1PT]*



16P-559

POWER WALL RECLINER (XRw)

Enjoy reclining comfort with space-saving convenience that lets you fully recline just inches from a wall.





# 1-seat

FEATURES & BENEFITS	1HT	1PT	16P
BATTERY BACKUP	✓	✓	✓
LEGREST SAFETY	✓	✓	✓
INDEPENDENT BACK & LEGREST POSITION	✓	✓	✓
ROCKING MOTION	✓	✓	—
POWER-TILT HEADREST	✓	—	—
POWER LUMBAR SUPPORT	✓	—	—

**DIMENSION :** 32" W x 38.5" D x 42" H | Full Extension 67.5"

# Power Lift

## TPH-559 DIAMOND POWER LIFT RECLINER (XR+)

The high-end of Power Lift recliners, can adjust the comfort up to 5 positions [headrest / backrest / lower back / footrest / lift] to give the elderly and patients a better quality of life.

### Recline-Sit-Stand



Put the power to sit, stand, and recline smoothly and easily at your fingertips.

### Zero Gravity Position



Elevates legs above the heart, improving blood circulation.

### Enclosed Lift Base



Provides quiet operation & keeps mechanism safely hidden from view and interference.



# Features

**DIMENSION :** 33.5" W x 41.75" D x 44.25" H | Full Extension 68"



## Independent Back & Legrest Position



Back and footrest work together or operate independently to suit your reclining preference.

## Power-Tilt Headrest



To maintain a perfect line of sight with proper support.

## Power Lumbar Support



To relieve lower back fatigue and stiffness.

# Power Lift

## TBR-559 BRONZE POWER LIFT RECLINER

'RECLINE-SIT-STAND' Put the power to sit, stand, and recline smoothly and easily with only two buttons. Small-scale lift recliner for those with smaller builds and living spaces. Operate with single motor for sequenced movement.



*Fully recline inches from a wall*



*Legrest will not close when encountering an object in its path.*





*Side storage pocket to keeps items close at hand.*



*9V battery backup during a power outage.*



# Recliners

FEATURES & BENEFITS		
BATTERY BACK-UP	✓	✓
LEGREST SAFETY	✓	✓
ZERO GRAVITY POSITION	✓	—
INDEPENDENT BACK & LEGREST POSITION	✓	—
ENCLOSED LIFT BASE	✓	—
POWER-TILT HEADREST	✓	—
POWER LUMBAR SUPPORT	✓	—
POCKET STORAGE	—	✓
LIFT CAPACITY	159 kg.	136 kg.
WALL PROXIMITY*	11 in	6 in

**DIMENSION :** 30" W x 36.5" D x 42" H | Full Extension 58.5"

# Home Theater

## 04T/4PT -559 HOME THEATER ROCKING RECLINER

Full-featured rocking and reclining home theater loveseat. Come with wooden top console with hidden storage, cup holders and front-facing drawer.



## T39/P39 -559 HOME THEATER WALL RECLINER

Space saving home theater loveseat, perfect for small spaces. Center console provides hidden storage and two cup holders. Available in manual [T39] or power [P39] system.



**DIMENSION :** 70.5" W x 38.5" D x 42" H | Full Extension 65.5"

# Loveseats

## T32/P32 -559 WALL RECLINING LOVESEAT

Enjoy twice the comfort with our dual reclining loveseats. It can be placed mere inches from a wall. Available in manual [T32] or power [P32] system.

**DIMENSION :** 55" W x 38.5" D x 42" H | Full Extension 67.5"



## 63T-559 NON-RECLINING LOVESEAT

From reclining to non-reclining 2 Seater that offer both stylish and comfortable addition to any home.


**DIMENSION :** 51" W x 38.5" D x 42.5" H



# Sofas

## T33/P33 -559 WALL RECLINING SOFA

La-Z-Boy reclining sofas raise the bar of comfort by letting you raise your feet. Lean back in one of our reclining sofas and you'll never relax the same way again. Available in manual [T33] or power [P33] system.



*Independently adjust the left and right backs and legrests*



**DIMENSION :** 79" W x 38.5" D x 42" H | Full Extension 67.5"



**T35/P35 -559**

## WALL RECLINING SOFA WITH DROP-DOWN TABLE

Suitable for people who like to do many activities while they're on sofa. With a folding table feature in the middle seat, you can place things at your convenience. Available in manual [T35] or power [P35] system.



*Drop-down table*

[ T35 / P35 ]

## **61T-559** NON-RECLINING SOFA

Another comfort option for non-reclining sofas in Eden design.

**DIMENSION :** 71" W x 38.5" D x 42.5" H



# Options &

## MANUAL RECLINER

### Left Hand Handle



Changes location of standard right-side handle to left-side sitting.

### Arc Handle



With our sleek and ergonomic brushed nickel arc handle design, reclining is more stylish than ever.

### Swivel Base [10T/RHT]



Enjoy the best of both worlds. Full-reclining comfort and 360° swivel motion.



# Upgrades



## POWER RECLINER

### Left Hand Control Panel



Changes location of standard 4-button mounted controller from right-side to left-side sitting.

### Hand Wand



Replaces 4-button mounted controller with a hand wand controller.

### Wireless Remote [1HT]



Upgrades to the wireless remote for more great features and benefits.

### Battery Pack



Adds a rechargeable battery pack to your recliner so you can place your furniture anywhere.

L A  B O Y<sup>®</sup>

Our superior recliners and sofas come in various styles to complement any room.